


# HOW TO START A



# CLUB

## AN EXAMPLE

One time a young man came to work with us, and we asked him to memorize scripture. He said, "Oh, I can't." As a former drug user, his memory was very bad, and it took him one whole week to memorize John 3:16! But he was not a quitter. He began redeeming his time. By the time he left us, he had memorized three entire books of the Bible: 1 Peter, 1 John and James. Remember this was a boy who said, "I can't." He had a seemingly good excuse, but he tried and applied himself, and look what he accomplished. What is your excuse? Is there really any excuse?



## THE KEY

The key is making a quality decision to make a concrete beginning. This is what we have strived to help you do with the "Hide the Word in Your Heart Club." Why not begin today? You probably know most of the verses already and are very close to earning your first badge. Let us hear from you SOON!



*Remember...*

***"No Bible, no breakfast!"***

## **INDEX**

---

<b>WHY MEMORIZE?</b>	<b>1</b>
<b>WHAT IS THE</b> <b>"HIDE THE WORD IN YOUR HEART CLUB"?</b>	<b>5</b>
<b>HOW CAN I START A</b> <b>"HIDE THE WORD IN YOUR HEART CLUB"?</b>	<b>9</b>
<b>ACTIVITIES, CHARTS &amp; MEMORY GAMES</b>	<b>19</b>
<b>MAKING YOUR BADGES</b>	<b>23</b>
<b>BADGE DESIGNS</b>	<b>24</b>
<b>"HIDE THE WORD IN YOUR HEART" SCRIPTURE CARD</b>	<b>27</b>
<b>PHOTOS</b>	<b>28</b>
<b>AS THE WORD GOES IN, THE WORLD GOES OUT!</b>	<b>33</b>
<b>FOR MORE INFORMATION</b>	<b>35</b>

## CREDITS

The HWH CLUB was founded by J.E. Miller in 1983.

Badge designs by Stephen Ferguson.

Badge art by Daniel Welsh.

Typing/layout by Pattie Al-Attas of Hear An'Tell Adventures.


Printing by Jim Hulsey of Victoria Printing, Victoria, Tx.

### © Star Family Singers 1989

(That means you have the right to copy and reproduce whatever is helpful from this book for your personal, noncommercial use, all for the Glory of God.)

For questions on reproduction rights write to  
The Star Family at:

PO Box 6424  
Katy, Tx 77491



*Study to show thyself approved unto God, a  
workman that needeth not to be ashamed, rightly  
dividing the word of truth.*  
II Timothy 2:15

## WHY MEMORIZE?



Everyone is familiar with John 3:16, but how many of us know Colossians 3:16? Let us relate a true incident.

During the Vietnam War, a number of U.S. soldiers were captured and taken as prisoners to Hanoi. After a few weeks, the prisoners asked a guard for a Bible. The guard just shook his head. So the men decided to write a Bible from memory, with each man quoting verses he knew.

Too soon they realized how limited their Bible knowledge was. Except for John 3:16, Psalm 23, the "Our Father" and the Ten Commandments, they could remember only a few verses. In a hour they had perhaps twenty verses. That was all they knew.\*

It was obvious: the Word of God did not dwell in them richly. No matter how hard they tried, they could not quote any more verses correctly. "Let the Word of Christ dwell in you richly..." (Colossians 3:16)

**God's Word must be kept in our hearts instead of on a bookshelf.** Every time the devil tempted Jesus, he answered, "It is written..." He quoted scripture to satan. The enemy can't stand where God's Word is spoken. It is the only offensive weapon in a Christian's armor, (Eph. 6). His name is called THE WORD OF GOD, (Rev 19:13). "Jesus is the Living Word made flesh," (John 1:1-14).

Adapted from Persecution, It Will Never Happen Here? by Rev. Jan Pit.

## OUR EXAMPLE

At the age of 12, Jesus was able to confound and astonish the doctors of the law of his day. Lk 2:46-49. (Before he was baptized of the Holy Ghost in Jordan.) This tells us his parents must have encouraged him to memorize and quote scriptures and to know where they were found. Jesus is our example: may our children follow in his footsteps.

The enemy of our soul will tell us it is not necessary to memorize the Bible, that it is enough to have it in the house. God's Word tells us differently in Colossians 3:16. One Christian leader has said, "Bible memorization will keep us from sin, but sin will keep us from Bible memorization!" As the Word goes in, the world goes out!

Psalm 119:11 says, "Thy Word have I hid in my heart, that I might not sin against Thee." Hide the Word in your heart today!

## "Daily Bread"

The Bible is a loaf of Bread.

Every chapter is a slice,

And every verse a tasty bite.

If I should count the slices of the bread you eat each day,

And then compare the chapters of the Word you stow away;

I wonder just how it would be,

When difference we would see!

## DO YOU?

He was a man that some folks called great,  
Said he'd made good, had grappled with fate  
'Till he'd won fame and some riches, too.  
But in the crowd there were those that knew  
The soul of him, so miserably small.  
That real greatness he knew not at all.  
For all through life he'd missed the real goal;  
HE'D FED HIS BODY BUT STARVED HIS SOUL.



He had no time for the little things  
That so much peace and contentment brings;  
A faithful friend, a child's tender look;  
A promise sweet from the dear Old Book;  
A little talk with the Friend Divine;  
A little walk where the wild flowers twine,  
Just half a man, not well-rounded, whole;  
WHO FED HIS BODY BUT STARVED HIS SOUL.

And then the day of accounting came,  
In God's own time, and Death called his name.  
Then the poor, frail, worthless, empty shell  
He'd groomed and fed and tended so well,  
Was left behind -- just an earthbound clod,  
While his shriveled soul went to face his God.  
All unprepared, and paid the full toll.  
HE'D FED HIS BODY BUT STARVED HIS SOUL.

So, come, my friend and we'll walk today  
Where the biggest and best have full sway.  
We'll follow the trail that higher goes  
To visions where the soul larger grows.  
You'll never hear them say of you then;  
"Just one of the common herd of men  
You'd find anywhere from pole to pole"  
WHO FED HIS BODY BUT STARVED HIS SOUL.



## "WORD OR WORLD?"

The most beautiful example we have of prayer is the prayer that Jesus prayed in John 17. While recently reviewing this chapter, one of my favorite memory chapters, I noticed that Jesus makes a great distinction between us and the world. He makes it quite clear that we are not of the world. This was emphasized over and over again. A real follower of Jesus is not a part of the world. *The message of the Word is contrary to the teachings of the world.*

Today while quoting John 17 as a prayer, two words stood out in my mind: "Word" and "world". Jesus said, "Ye are not of the world, even as I am not of the world, but He said of His disciples, "I have given unto them Thy Word and they have received it." If we really and truly receive the Word, we cannot be a part of the world. In fact, Jesus said we would be hated by the world if we receive the Words of the Father! "If the world hate you, ye know that it hated me before it hated you." We are to be an example to the world but not to imitate the world.

The appeal in John 17 is that we all might be one as an example so that the world may know that we came from the Father. "That they all may be one; as thou, Father, are in me, and I in thee, that they also may be one in us; that the world may believe that thou has sent me."

The world says, "Please yourself." Seeking happiness for one's self is the goal of the world. The world says, "Happiness is a new car, pretty girl, fancy diamond ring." But the Word tells us to seek God and deny ourselves, and if we will lose our life, we shall find it! Could there be two more opposite ideas? Never the twain shall meet. They are two different paths, the wide and the narrow. The Word tells us that Jesus pleased not Himself but was obedient unto death. Apostle Paul said, "Please not yourself, but in honor preferring one another." Which do you chose? The Word or the world?

by J.E. Miller



# **WHAT IS THE "HIDE THE WORD IN YOUR HEART CLUB"?**



The "Hide the Word in Your Heart Club" is a unique memory club that was first formed in 1984. As a family, we have been memorizing scriptures for many years. Everyone memorizes scriptures, from the smallest talker all the way to the grandmother. In fact, it was the children's adopted grandmother who continually inspired and encouraged us to memorize all through the years. To top it off, she always provided a good example!

In 1984, we began to realize that there is a famine for the Word of God amongst many of the believers. As we ministered we would ask, "How many know Psalm 23 by memory? Only a few grey haired people would raise their hands. (Can you quote Psalm 23? Try to say it out loud and have someone correct you?) Oops!

And so we found many have a sincere love for Jesus, but no solid ground to stand upon in times of trials and testings.

## **THE SCRIPTURES**

Much prayer and consideration has gone into the selection of these memory scriptures. The ones selected are designed to equip you as a believer to know what you believe and to have a solid foundation to stand upon.

The program first began with six badges, but was later expanded to twelve badges. Each section contains approximately ten memory verses. After memorizing these ten, you will receive a badge for your accomplishment.

## HOUSE UPON A ROCK

Remember that precious song, "The Wise Man Built His House Upon a Rock?" If you are familiar with Jesus' Parable, He said the storm came and the wind beat vehemently upon that house and could not shake it, for it was founded upon a rock (Luke 6: 46-49). May each of us have our foundation planted upon the Rock that when the storms of life come, our house will stand strong.

## TOO HARD!

"Oh, but scripture memory is too hard!" It's not as hard as you think. The battle is mostly in your mind. But if you will remember again the same story it says the wise man "dug deep" and laid his foundation on a rock. He took extra time, energy and effort to find the layer of rock under the earth and then built his house upon that solid foundation. The other man just quickly built his house upon the sand and when the storm came, immediately it fell and the ruin of that house was great!

If we want to build a good, strong spiritual house, we must put a little extra time and effort into our building. As you do, you'll be surprised that scripture memory does not require as much effort as you thought it would.

## INSPIRATION

Do you need some added inspiration to your spiritual life? Are you getting dry? Why not try memorizing some verses. We have seen again and again as we do children's crusades and "Hide the Word in Your Heart Clubs" in various places, that new inspiration and enthusiasm comes to anyone who memorizes.

The children, young people and adults become so inspired as they memorize. As you look at what Jesus said, you can see why. He said, "The words I speak unto you, they are Spirit and they are Life" (John 6:63). You will experience new life as you memorize God's living Word.

### **ADDICTED TO THE WORD!**

One man went to the mission field after he began memorizing. He said when he first began the HWH memory program, "The more I memorized, the more I wanted to memorize! I became addicted to the Word." He became a real "light bulb" for Jesus and continues to shine brightly now on the mission field with continual new strength.



### **PACKING?**

When you are packing to take a trip and you have a certain luggage or weight limit, you pack very carefully to take only the articles that you feel you will really need on your journey. Sword of the Spirit ministries has carefully "packed" into your proposed memory suitcase basic scriptures that will be beneficial in your Christian life. Once you have completed the first basic twelve badges, there is an expanded set of scriptures for your next voyage into memory work.

### **SOUL WINNER**

Scripture memory will help you be a more effective soul winner. Everyone who truly knows Christ wants to be equipped to share their faith with someone else.

One teenage boy who had completed his fourth badge gave a testimony in a HWH Club meeting of how he had led

three souls to the Lord. When asked if he used the verses he had memorized, his quick reply was, "I sure did!" Before that time he hadn't led any souls to the Lord. The scripture memory gave him the confidence that he needed to share his faith. He began witnessing in school and won many of his friends to Jesus.

Not only will you know the scriptures by memory, but you'll be able to open your Bible and let the person you are witnessing to see them. This is the reason why the HWH Club memory verses are arranged by subject. They will be "stored" in your heart by topic, so that when you need verses on salvation, healing, prayer etc. you will recall them together.

### **BABES!**

We have been inspired to see how, when you apply yourself, each badge can be obtained so easily. Little Anna Mae Medlock of Victoria, Texas earned all six badges before the age of three. How does she do it? Her faithful mother spends time with her as she's going to sleep, saying the verses, over and over. That's all she does.

### **REPETITION**

There's no magic or secret formula. You hear it repeatedly and guess what? You'll soon have it memorized. **The beginning step is usually the hardest!** When a child is first learning to walk do you say, "You might as well quit!" No! We say, "Keep going. Practice. Remember the three R's: Read, Recite, Review, and the fourth R, Reward, will be yours."

**HOW CAN I START  
A "HIDE THE WORD IN YOUR HEART" CLUB  
IN MY CHURCH?**



Of course the number one prerequisite for any work or plan in any church is "a man or woman with a vision"! Without a vision the people perish....(Prov 29:18). God is always seeking a man "that should make up the hedge, and stand in the gap" (Ezk 22:30). That is why He is always asking "Whom shall I send and who will go for us?" (Isa 6:8) "For the eyes of the Lord run to and fro throughout the whole earth to shew himself strong in the behalf of them whose heart is perfect toward Him." (2 Chron 16:9)

So if you are a Pastor or Teacher and have found that person, then the battle is more than half over. Or perhaps you are that person with a vision to plant God's seed in the heart of your children! No one can stop the man of faith and vision, and he will go on to conquer the land of giants like Joshua and Caleb and David.

One thing that can greatly help or hinder the growth of your HIDE THE WORD IN YOUR HEART CLUB is the degree of interest and involvement of the Pastor and/or his wife. In several churches the Pastor himself has said, "Whatever you need to get the Memory Club going,

let us know. We are with you 100%!" In other churches it has been the Pastor's wife who has given the support and incentive needed to see the club grow. In still other churches, the Youth Director or Pastor became directly involved. Those places where the HIDE THE WORD IN YOUR HEART CLUB has not flourished have been churches where the pastor and staff have no interest in scripture memory.

Assuming you are not like the latter, but are zealous to "Hide the Word in Your Heart" and desire to see little children and young people raised in the Word, we shall share with you the following tips on "How to start a HIDE THE WORD IN YOUR HEART CLUB in your Church".

Remember, this club is a loose knit fellowship of believers who desire to memorize and teach others the joys of memorizing and retaining God's Word (Rev 1:3). It is mostly an idea which each church will take at its own pace and initiative.

**Four things you will need are:**



1. **VISION** to see what others may not see.
2. **FAITH** to believe things others may not believe.
3. **INIATIVE** to be the first to try it.
4. **COURAGE** and stamina to see it through.

The only organizational part of the club is the International Newsletter which we call the **Club Banner**. This will be printed every two months from one of the main churches involved in the HIDE THE WORD IN YOUR

HEART CLUB. We encourage the club members and teachers to write in testimonies and names of new members and outstanding students of that month.

A Badge Maker is necessary to make your HIDE THE WORD IN YOUR HEART CLUB badges as rewards for memorizing Psalm 23, John 3:16, John 1:12 and John 14:6. You can also make other badges (perhaps gold, silver and bronze etc like the olympic awards) for special prizes. You can order your own badge maker kit from:

Badge-A-Minit  
Box 800  
La Salle, Illinois 61301  
(1-800-223-4103)  
[www.badgeaminit.com](http://www.badgeaminit.com)

Some clubs have decided to use wristbands while still others sew on patches like the Boy Scouts. Be Creative! Adapt it to fit your need locally!

## 1. PICK A THEME

Now that you have your teacher or shall we say "Captain" of the club, you must pick a theme. You may want to model your club after "Soldiers for Jesus" or perhaps a sport team or the olympics, etc., and call the teacher "coach," "captain," or whatever you and the children decide. Here are some suggestions and ideas to model your club after:

Teacher Called:	
1) Soldiers of Christ Club (II Tim. 2:4)	Captain
2) Olympics Club (I cor. 9:25-7)	Coach
3) Mountain Climbers for Christ	Guide

- |  |               |
|--|---------------|
| 4) Gospel Train  | Conductor     |
| 5) U.S.S. Faith (Sailors for Jesus)  | Admiral       |
| 6) Fire-Fighters (Putting out satan's<br>lies with water of<br>God's Word) | Chief Fireman |



Come up with a theme for your club and, if possible, wear a **uniform** to match it. Even a Hat can add color to your club and give ideas. For example, if you choose to call your HIDE THE WORD IN YOUR HEART CLUB the "Fire Fighters" then have the members and/or the chief wear a fireman's hat. As students progress in their memory work award them with a new position on the "fire truck." This might be ladder man, horn blower, hose man, radio man, alarm man etc. Give them arm bands or badges stating their positions. You can have your own HIDE THE WORD IN YOUR HEART T-shirts made using the club logo on the cover of this article or the theme you pick for your individual club. Club T-shirts now available in full color, all sizes. Write and ask for order form.

The ideas to enhance your club and make it interesting and exciting for children are endless. Just become a "fool for Christ", (I Cor 4:10). One club in Alabama even has a HIDE THE WORD IN YOUR HEART CLUB handshake! The children can think up most of these things themselves with your guidance. Try to stick to something directly Bible based. We try to avoid worldly representations such as Star Wars or the Walt Disney cartoons, and others.



Be Biblical while being original! That means Stick to the Bible or something with Biblical parallels that you may apply scripture to. Send a man to the Moon and back or have your club be pilots that fly, but draw Biblical principles from such! The parallels to flying a plane and walking with the Lord "on course" are truly endless. Be certain that you understand what is meant by picking a theme and making it Scriptural!

## 2. PICK A NIGHT



Pick a night for your club to meet. Just as Boy Scouts and Girl Scouts meet once a week so should you have your club night. Decide on the best night for your group. Many clubs are meeting on Wednesday nights. It is also possible to incorporate the club into your Sunday School, Children's Church, and/or Sunday night activities.

## 3. POST CHARTS

We have found it very helpful to post the names of all your class on a poster showing the progress of each individual. Of course you may want to break down your class into age groups such as the 2-4 year olds, 5-7 year olds, 8-12 year olds etc. This works well where you have a lot of children. Your wall poster of names should be in accordance with your club theme. For example, the club that chose "Olympics" as a theme could have a 400 meter track with hurdles and obstacles on the

course as their wall poster. As the children memorize their verses they can progress toward the "Finish line". (1 Cor 9:24) As Paul said, "Know ye not that they which run in a race run all, but one receiveth the prize? So run, that ye may obtain." This same wall chart is important so that each child can visually observe his own progress and see what he has yet to do. In addition, it will help parents know how to encourage their children in the "memory race" or Bible Marathon".



### QUOTING THE SCRIPTURE

Have all new members quote their scriptures in front of the class. This will teach them to be bold for Jesus. Encourage their parents to have them recite their verses for their friends and relatives or, even at the grocery store for the cashier, etc. Teach them to be bold with their Bible verses, to share what they have learned with someone. Saying your new verses aloud for others helps you retain them! "This book of the Law shall not depart out of thy mouth..." (Josh. 1:8, Is. 59:21)

### AWARD BADGES

Award the new members their badges in front of the class after they quote their scriptures. Be sure they quote them perfectly without any help. If you give way to one mistake then you will have another child making two, then three mistakes, and wanting their badge. It

is just as easy to quote them correctly as it is to quote them wrong! It takes the same effort! Please say the reference before and after each verse you quote. They will appreciate the club and their badge more if they are required to know their verses perfectly.



### WHICH TRANSLATION?



Please use the King James Bible for memorization that we may "all speak the same thing" (I Cor. 1:10). When we quote verses together it is much more uniform if we all quote from the same translation rather than "each to his own" which would be confusing. The King James Bible, 1611 translation, has been chosen as the official Bible to be used for memory work by all HIDE THE WORD IN YOUR HEART CLUBS. (Ask for your free copy of "Bible Versions" by Eldred Thomas.) (We strongly encourage the use of the King James Bible for memory work, but you may use another version if you so desire. Other versions will have to be checked and awarded by your local club.)

Other translations may be helpful for study, but for memory work we find the good ol' King James the best! (For more information on this please read "Which Bible" by David Fuller D.D., Grand Rapids Intnt'l Publishers, Grand Rapids, Michigan 49501.)


### REQUIREMENTS FOR MEMBERSHIP

The requirements for becoming a member are: memorize and recite before the class Psalm 23, and the 4 verses under the first set on your memory card titled "Eternal Salvation" (Jn 3:16,17, Jn 1:12, Jn 14:6). Once you have

become a member you will be awarded your **Club Badge** and **Memory Club Card**.! Members are required to retain their verses by reviewing them regularly. (There are many methods of memory review: See "My Memory Heart" for one). Members and teachers may at any time ask for your memory card to quiz you on the verses you have already memorized.

So bring your cards to the club, and wear your badge. Lost badges and cards may be replaced for a nominal fee. For example, if you wear BADGE #1, that means you have at least memorized Psalm 23, Jn 3:16, Jn 1:12, and Jn 14:6.

Therefore, at any time, you should be able to recite these verses perfectly with references. If a member can't remember the verses, he is required to wear his badge upside-down until he can quote them correctly.



#### **CLUB NIGHT**

**An Inspirational and Educational Time!**

Your HIDE THE WORD IN YOUR HEART CLUB night would also be a good time to read a continuing chapter out of a missionary story such as Hudson Taylor, C. T. Studd, Adoniram Judson, etc! or great reformers such as Martin Luther, John Wesley, and others are exciting and very educational as well.

The HIDE THE WORD IN YOUR HEART CLUB should be a

Word centered evening with new members quoting their verses, prizes being awarded, sword drills, and Bible quizzes etc. A Bible centered evening, not merely entertaining but edifying! (We have a BLESSING BOX full of little prizes from the Bible bookstore, which those who answer questions correctly or behave especially well are allowed to reach into and pull out something useful.)

You can also show videos or films of great Bible movies such as Pilgrims Progress, Hudson Taylor, Ben Hur, Ten Commandments, Jesus of Nazareth, etc. Moody Bible Science in Chicago has beautifully portrayed films on nature and science relating to the Bible, such as "Prior Claim", "City of Bees", the "Professor and the Prophets", etc. All are very inspiring, educational materials for all ages. Your local Bible Bookstore could probably give you the address of the Film Company nearest you. If not, the yellow pages may have a listing for Christian Films under Audio-Visual or Films. "Seek and ye shall find." (Mt. 7:7)

At the end of each month, or every six weeks, the best boy and girl in each class should be awarded a special prize before the entire congregation with a very simple demonstration of what they have learned. This will greatly inspire the entire congregation as well as "Provoke us to good words." The Pastor may want to share on Hiding God's word in your heart, Ps 119:11 in his sermon.

Make it a special day with special awards. A blue

ribbon and badge plus a \$10 - \$20 gift certificate from your local Bible bookstore is what one church is doing each month. The change wrought in the congregation and Children's Church is highly visible! Incentives and awards are an important part of inspiring children to progress more rapidly. The Lord rewards us and will reward us according to our faithfulness as well. (Mt. 24:45-7, 1 Cor. 9:24, Rev. 3:11)

For an inspiring booklet "What it Takes to Get Children to Memorize Scripture" by N. A. Woychuck

Write to: Scripture Memory Fellowship  
Box 24551  
St. Louis, Missouri 63141  
[www.scripturememoryfellowship.org](http://www.scripturememoryfellowship.org)

### *The 3 D's for Memory Work:*

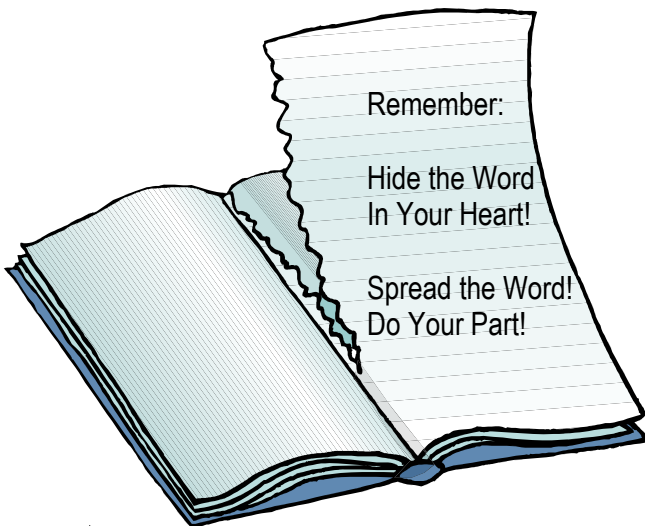
1. *DESIRE* - Mt. 5:6
2. *DEDICATION* - Mt. 6:33
3. *DISCIPLINE* - Rom. 12:1,2



*have you  
heard?*

### *The 3 R's:*

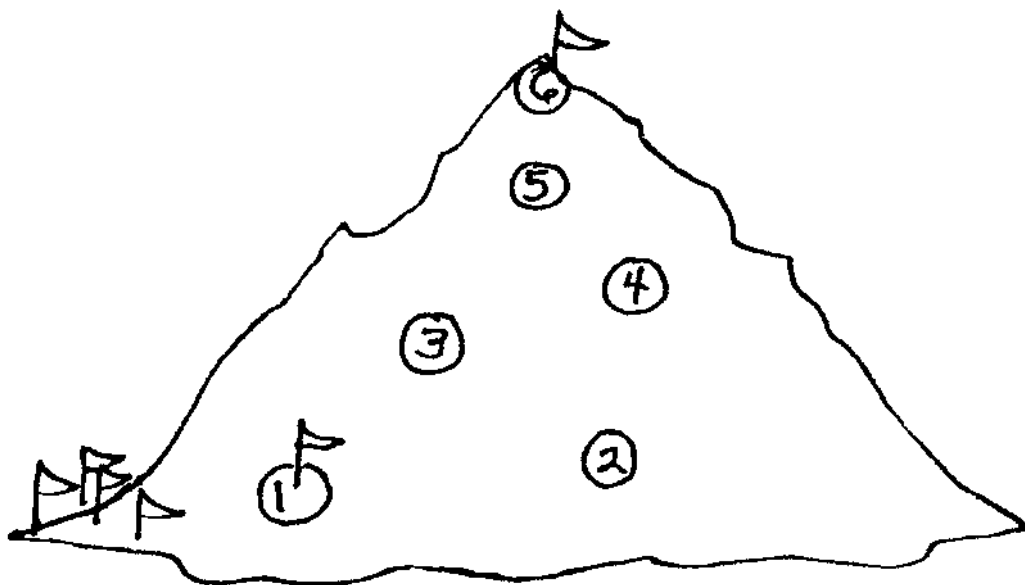
1. *READ* - Rev. 1:3
2. *RECITE* - Josh. 1:8
3. *REVIEW* - 2 Pet. 1:12-14



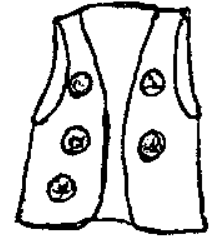
## MEMORY MOUNTAIN

At one church there is a hand-colored poster called "Memory Mountain" for each age group: adults, teens, and children. Each member is given a little flag, simply made from a straight pin and a strip of filing card, with their name written on it. As they progress in their Bible memory, they place their little flag at stations along the upward climb to the top of the mountain. (see Picture below).

The flags make it easy to see at a glance who is "mounting the Memory Mountain" and who is lagging. Until you have joined the club by obtaining Badge No. 1, your little flag-pin is left stuck in the mud at the foot of the mountain. The first ones up the mountain are awarded special prizes as are all others who "reach the top" later. See you at the top!



## SUGGESTIONS FOR KEEPING YOUR BADGES



### 1. Victory Vests:

These are made by the parents or a handy seamstress (like Dorcas, Acts 9) in the church. The boys are wearing Blue Jean type vests while the girls sport a different color of lighter material. The badges are pinned on the Victory Vests and worn to club meetings much like the Boy Scouts do.

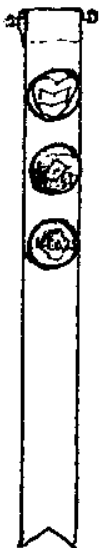


### 2. Scripture Sashes:

Like the sashes worn by Boy Scouts, these shoulder sashes allow club members to easily wear all their badges. These are easier to make than the vests, and not so easily outgrown.

### 3. Review Ribbons:

"On the Wall to Keep You on the Ball"



Purchase brightly colored ribbon, the same width as the badges, for each club member. Used at home, the ribbons can be hung on the wall with each badge pinned on (in order). Club members should become so familiar with the badges that they can review their verses by merely seeing the badges on their Review Ribbon. "Let them not depart from thine eyes." (Prov 4:20-3) "Write them on the posts and gates of thine house." (Deut 6:6-9)



## HOW TO MAKE A MEMORY HEART


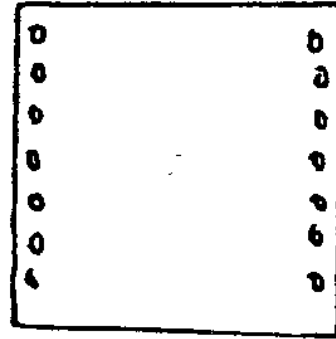
It is essential to have a method to review your verses! Each club member should make a memory heart which can be used a minimum of 3 times a week. Inside the heart put index cards with the references of the verses memorized. Take them out one by one and say the verse.

### Materials Needed:

1. An 8 1/2 x 11" File Folder
2. Colored Yarn
3. 1 piece of red construction paper
4. Crayons or Markers
5. Scissors & Paste

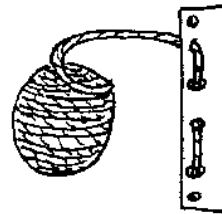
### Step 1

With a hole punch, punch holes about 1" apart along the sides of the file folder. Be sure to punch through both layers.




### Step 2

Take your favorite color of yarn & thread it through one side of the folder. Tie the bottom end and leave a long end to lace the other side. The loop at the top can be used to hang your heart on the wall.




### Step 3

Take your red piece of paper and fold it in half. Draw half of a heart. Cut out the heart. Paste it on the front of the file folder.



### Step 4

Write Ps 119:11 and your name on the folder.



### Step 5

Decorate your Memory Heart with crayons or colored markers.



## BIBLE GAME IDEAS!

**Tic Tac Know:** Using conventional Tic-Tac-Toe diagram on chalk board or flannelboard, divide your class into †'s (crosses) and O's (empty tombs). Ask Bible questions alternately until one side has won or tied. A good way to review your Sunday School lesson.

**Bible Baseball:** Draw a baseball diamond on the board or on the floor and divide the class into two teams. Questions marked simple, easy, difficult and hard score either a single, double, triple, or home run accordingly! Let the "batter" decide on the type of question. Base, bat and hat enhance the game, especially if the floor of the room is your diamond.

**The One Way Game:** Buzzer or bell placed between two opponents. First one to buzz the bell has the right to answer the quiz and score points for their team. Coach needed to ask questions and enforce rules.

**Bible Match:** All 66 books of the Bible are printed on long cards or blocks. Then mixed up on table, contestant must put them all in order. Time each one and award the fastest. The standing record for the N.T. is .15 sec.

**Scripture Concentration:** Modeled after the T.V. show by same name only using Bible verses, names, people, places, etc.

**Miscellaneous Bible Games:** May be ordered from your local Bible bookstore. For a list of more ideas and names, write the address on the back.

†	O	
	†	
O		†




## MAKING YOUR BADGES

On the following pages you will find the patterns for the twelve badges. Use these as duplication masters. Once you have your badge maker, photocopy these at the same size they appear in this book. (Write for a Sample of Colored Badges.)

To color the badges, let your best students color them with markers. It is probably best to use a uniform style so that every badge #1 is colored in a certain way, every badge #2 in a certain way and so on.

If you have no students who are capable of coloring the badge papers neatly (perhaps because they are not old enough yet) you may use adults to do the coloring. Remember that ministry comes in many forms, and serving can even mean coloring pictures when it's needed. (Color photocopy has been helpful when doing quantity.)

If you have many club members who color well, you might want to have a contest to see who can come up with the best color combination for each badge. Just run off a bunch of samples and let them experiment.









# 12 Badge Sheet

## 1. Eternal Life

Psalm 23  
John 3:16, 17  
John 1:12  
John 14:6  
Psalm 119:11



## 2. Not By Works

Psalm 1  
Ephesians 2:8,9  
Titus 3:5  
Matthew 22:37-40



## 3. The Holy Spirit

Psalm 8  
Matthew 3:11  
Luke 4:18,19  
Acts 1:8



## 4. Be a Witness

Psalm 3  
Daniel 12:3  
Proverbs 11:30  
Mark 16:15-20



## 5. Thy Word

John 1:1-14  
Joshua 1:8  
Matthew 4:4  
Matthew 24:35



## 6. Spiritual Warfare

Ephesians 6:10-18  
Isaiah 54:17  
1 Peter 5:8,9a  
2 Cor 10:3-5



## 7. Be a Disciple

Matthew 5:1-16  
John 15:8  
Romans 12:1-2  
John 8:31-32



## 8. Faith & Healing

Psalm 91  
Psalm 103:1-5  
Isaiah 53:5  
Luke 9:1,2



## 9. Praise & Worship

Psalm 100  
Psalm 34:1-4  
Psalm 86:12  
Psalm 63:3,4



## 10. Prayer

Psalm 121  
John 14:12-14  
Jeremiah 33:3  
Luke 18:1



## 11. Love & Mercy

"Fruit of the Spirit"  
1 Thes 5:16-26  
Ephesians 4:32  
Galatians 5:22,23  
1 John 4:7,8



## 12. Jesus Christ

Rev. 1:12-18  
Hebrews 13:8  
John 1:29  
Col. 1:13-19



[www.heartclub.com](http://www.heartclub.com)

Heart Club for Kids, P.O. Box 6424, Katy, Tx 77491

As you memorize the above Scriptures please: 1) Write them out from memory on a sheet of paper. 2) Say your verses to three different people, having them check you for accuracy. Each one must sign your paper, signifying that you know your verses perfectly. 3) Mail your paper along with your name, address and age to the address on the back of this book. Tell us if you have a local club which has awarded you a badge. Do memorize the verses in order using King James!





Aaron and Ginger in their "Victory Vests" with all 12 Badges! Have you earned all 12?



Brother Hal Davis in his High Priest Robes along with "Christian Soldier". Hal dramatizes entire Books of the Bible which he has committed to memory. He knows all the Epistles of Paul by heart. A real challenge to us all.



Anna Mae and Crystal standing next to their "Race Track" theme for HWH Club Nite! Anna earned 6 Badges before she was 3 years old! Her parents coached her well. Crystal earned 3 Badges at age 2 1/2.



Mike leading worship at the club in Victoria, Texas. Two of the girls in the club already learned all 12






They came by boat to the HWH Club in Honduras! Keep 'em coming, Lord! Amen!



These children are from what we call "Shack Town" across the border in Mexico! They earn an average of one badge per week. We were giving them \$1.00 per badge and a tape recorder for the 6th Badge. The eagerness with which these children memorize is truly amazing! Best spent dollar ever!



Little Mary (age 2) hearing and seeing the Word.



*As the WORD goes in,*

*the WORLD goes out!*

"It is written..." Mt 4 "Search the scriptures...they are they which testify of me." Jn 5:38,9 "Study to shew thyself approved unto God..." 11 Tim 2:15 "Seek ye out of the book of the Lord, and read." Isa 34:16 "Blessed is he that readeth, and they that hear...and keep.... Rev 1:3 "...I will not forget thy Word." Ps 119:16 "More to be desired...than much fine gold." "Sweeter also than honey..." Ps 19:10 "Remember the Word that I have spoken unto you." Jn 15:20

"Man shall not live by bread alone, but by every Word of God." Mt 4:4 "Let them not depart from thine eyes, keep them in the midst of thine heart." Prov 4:4 "These words which I command thee...shall be in thine heart." Deut 6:7 "...write them upon the table of thine heart." Prov 3:3, 7:3

"Bind them continually upon thine heart; tie them about thy neck." Prov 6:21 "Holding fast the faithful word..." Titus 1:9 "His delight is in the law of the Lord and in his law doth he meditate day and night." Ps 1 "This book of the law shall not depart out of thy mouth, but thou shalt meditate therein day and night." Josh 1:8

"If ye abide in me and my words abide in you, ye shall ask what ye will and it shall be done unto you." Jn 15:7 "The words of the Lord are pure words." Ps 12:6 "Wherewithal shall a young man cleanse his way? By taking heed thereto according to Thy Word." Ps 119:11 "Now ye are clean through the Word...I have spoken unto you." Jn 15:3

"Sanctify and cleanse...by the washing of the water of the Word." Ep 5:26 "When thou goest it shall lead thee, when thou sleepest it shall keep thee, and when thou awakest it shall talk with thee." Prov 6:22 "The Words that I speak unto you they are Spirit and they are life." Jn 6:63 "Take the Sword of the Spirit which is the Word of God." Ep 6:17 "The Word of God is quick (alive) and powerful, sharper than any two edged sword...." Heb 4:12

In the beginning was the Word and the Word was with God and the Word was God....all things were made by him..." Jn 1:1 "By the Word of the Lord were the heavens made...He spake and it was done..." Jn 1:14 Ps 33:6,9 "And the Word was made flesh and dwelt among us..." Jn 1:14

"...His name is called the Word of God." Rev 19:13 "I will not be negligent to put you always in remembrance ...to stir up by putting you in remembrance... to have these things always in remembrance...We have also a more sure word of prophesy..." II Pet 1:12-14,19

Jesus said to the religionists of his day,

"Ye have not his word abiding in you." Jn 5:38



Jesus, Others & You = JOY

**FOR MORE INFORMATION, IDEAS AND TEACHING HELPS  
WRITE FOR THE FOLLOWING:**

- 1. TRAIN –UP A CHILD—WHERE DO I START?**  
(on CD)



- 2. THE HWH CLUB MEMORY AND REVIEW TAPE**  
(To help you learn “not to forget”)

- 3. AARON—”THE LITTLE PREACHER”**

Have you ever heard children under the age of 5 announce whole chapter by memory? This CD is a challenge to all “Christian Soldiers.”

- 4. SCRIPTURE IN SONG**

Several CD’s by original songwriters putting the Bible to music.

- 5. PSALMS IN SONG**

19 different Psalms put to music. Whole Psalms are sung word for word. Great for memory and for Inspiration.

- 6. “SOMETHING SPECIAL”**

25 Radio programs. Hear children of all ages sing, quote and testify for the Lord in these children’s programs by children.

- 7. DVD’S**—Write for a full listing of the Star Family DVD’s

To order visit: [www.heartclub.com](http://www.heartclub.com) (catalog tab)

or

Write to:

*Star Family Ministries*

P.O. Box 6424

Katy, Texas 77491



*Join the amazing Star Family as they share with you how, from the youngest to the oldest, they have learned to "Hide the Word Your Heart." With a ministry that has touched lives over three continents, they have devoted themselves to memorizing large portions of scripture, while still finding time for recordings, television, concerts, youth ministry, and evangelism.*



Star Family Ministries  
P.O. Box 6424  
Katy, Texas  
77491

[www.heartclub.com](http://www.heartclub.com)  
[www.bibleabcs.tw](http://www.bibleabcs.tw)  
[www.bibleversions.us](http://www.bibleversions.us)